



MULTI-FACTOR AUTHENTICATION (MFA) - INVESTIA MOBILE APP



SMS Authentication Method
Installation Guide



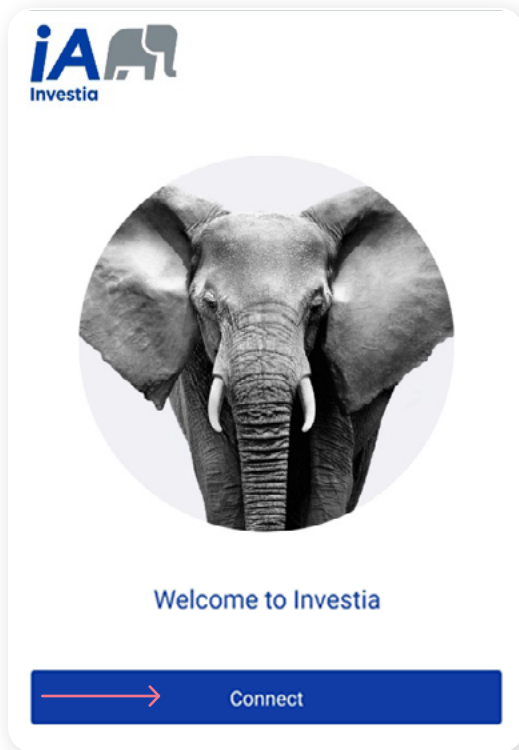
SMS AUTHENTICATION METHOD

When you first log into the Investia mobile app, you will be prompted to set up multi-factor authentication (MFA).

SET-UP TAKES JUST A FEW MINUTES

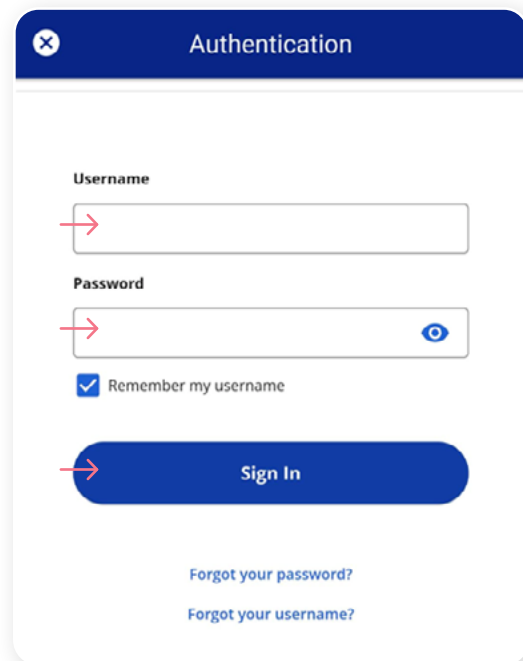
Step 1

Open the Investia mobile app and click on **Connect**.



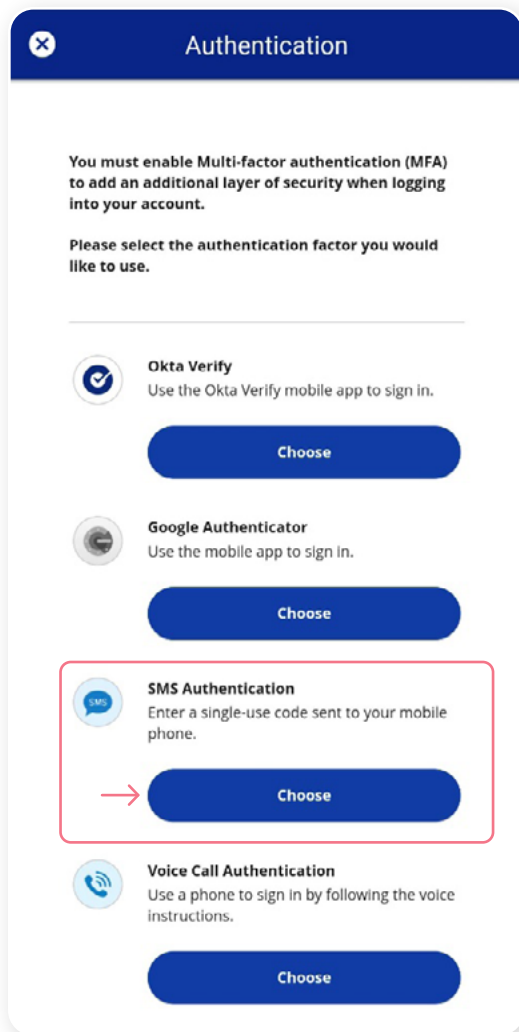
Step 2

Enter your **username** and **password**, then click **Sign In**.



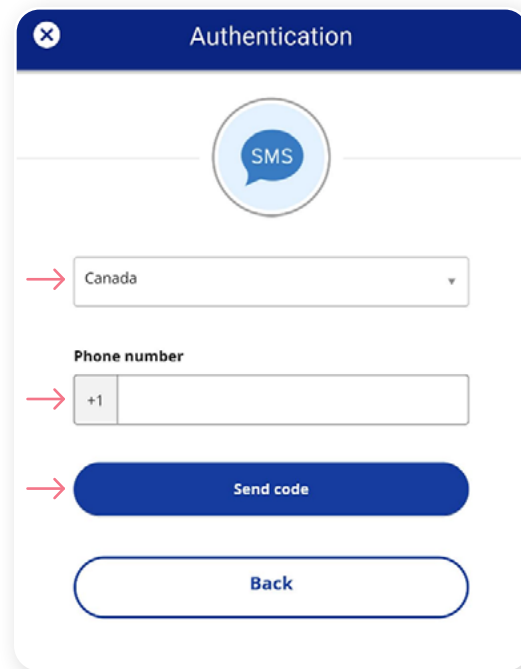
Step 3

Click on the **Choose** button in the SMS Authentication section.



Step 4

Next you will be asked to **select the country** and **enter the mobile phone number** where you wish to receive your security codes. Then click on the **Send Code** button.



Step 5

Once you have received the unique security code, you will need to **enter the code** that is given to you through the Authentication screen in the Investia mobile app. Then click **Verify**.

The screenshot shows the 'Authentication' screen with a blue header and a close button. Below the header is an 'SMS' icon. A dropdown menu shows 'Canada'. Under 'Phone number', there is a field with '+1' and an empty space. A blue 'Sent' button is below. An 'Enter code' label is above a text input field with a red arrow pointing to it. Below the input field is a blue 'Verify' button with a red arrow pointing to it. At the bottom is a white 'Back' button with a blue border.


Step 6

You have now completed the SMS Authentication set-up and will be taken back to the configuration page. You can choose to set up an additional MFA method; or click on **Finish** to continue to your the Investia mobile app.

The screenshot shows the 'Authentication' screen with a blue header and a close button. Below the header is a message: 'You can configure any additional optional factor or click on finish'. Underneath is a section for 'Enrolled factors' with 'SMS Authentication' and a green checkmark. Below that is a section for 'Additional optional factors' with three options: 'Okta Verify' (Use the Okta Verify mobile app to sign in.), 'Google Authenticator' (Use the mobile app to sign in.), and 'Voice Call Authentication' (Use a phone to sign in by following the voice instructions.). Each option has a blue 'Choose' button. At the bottom is a blue 'Finish' button with a red arrow pointing to it.



Going forward, when you log into the Investia mobile app, you may be **prompted to provide a unique security code**, which will be sent through SMS (text message).



F51-419A(23-05)

INVESTED IN YOU.

Investia Financial Services Inc. is a wholly-owned subsidiary of **Industrial Alliance Insurance and Financial Services Inc.**, a life and health insurance company which operates under the trade name iA Financial Group.

investia.ca